



Reset Your Voice Mail Pin

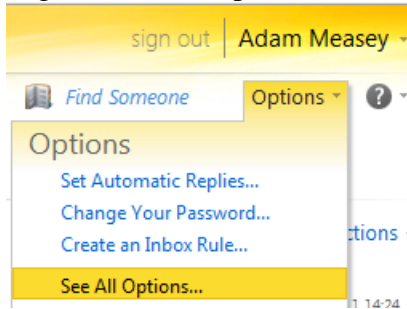




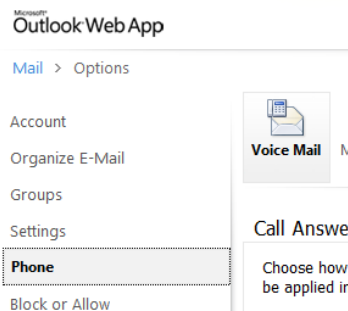
Reset Your Voice Mail Pin

Open a web browser and go to <https://webmail.coventry.ac.uk>

Login and click Options followed by see all options in the top right corner.



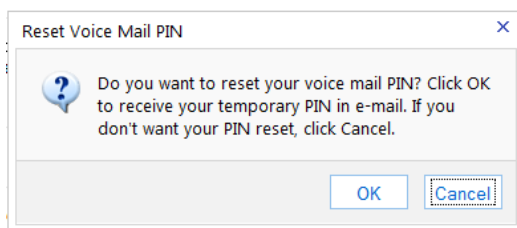
Select Phone from the menu



Click on Reset my voice mail PIN...



Click yes when asked do you want to reset your PIN?



Your new PIN will be sent to your University e-mail address.